



Upgrade to Version 11.7 A Guide to the Changes September 26, 2011

Nevada WebIZ has received an upgrade! In the new version, you'll see some changes and improvements. Please review the following document for a list of these changes. If you have any questions regarding these changes after the upgrade has launched, please contact the WebIZ Help Desk at 775-684-5954 or 877-NV-WEBIZ or you may email us at izit@health.nv.gov.

NOTE:

This document is intended for current WebIZ users. If you are a new WebIZ user who has not yet received training in the current WebIZ site, please contact a trainer in your area (below) to receive information concerning statewide training classes.

Northern and Rural NV

(Carson City, Churchill, Douglas, Elko, Eureka, Humboldt, Lander, Lyon, Mineral, Pershing, Storey, Washoe, and White Pine Counties)

Janet Osalvo

Nevada WebIZ Trainer
Northern and Rural Nevada
(775) 684-5996


Southern NV

(Clark, Nye, Esmeralda, and Lincoln Counties)

Gwen Navarrete and Ken Owens

Nevada WebIZ Trainers
Southern Nevada
(702) 486-0579

Online Help

To learn more about a screen in WebIZ, please select the  icon located in the upper right hand corner on any screen. We highly recommend that all users click this icon on the home page and carefully read the section titled "System Requirements."

Conducting a Patient Search

The screenshot shows a 'Search Criteria' form with the following fields and options:

- Patient ID:** Text input field.
- Last Name:** Text input field containing 'MO'.
- Identifier Type:** A dropdown menu with the following options: INSURANCE ID, LOCAL ID, MEDICAID ID, MEDICARE ID, and SSN. 'INSURANCE ID' is currently selected.
- Identifier Value:** Text input field.
- Middle Name:** Text input field.
- DOB:** Text input field.
- Gender:** A dropdown menu.
- Buttons:** 'Previous Criteria', 'Clear', and 'Search'.

New Fields: Identifier Type and Identifier Value

- Users now have the option of searching for patients using other forms of ID such as:
 - Insurance ID
 - Local ID (EMR or billing record #)
 - Medicaid ID
 - Medicare ID
 - SSN
- Adding identifiers to patient records will help you find patients faster for future appointments.
- If an identifier value is entered, then an identifier type must also be selected from the drop-down menu. The identifier value must also be an identical match with the record on file.

How to Add a Local Identifier to a Patient Record

- Select "Local IDs" from the Patient Menu.
- Select "Add Local Identifier."
- Fill in the required information and select "Create."
- **Note:** Local IDs are clinic specific. Only users assigned to your clinic will be able to search for the patient using clinic specific ID.

The screenshot shows the 'Patient Local Identifier' form in the NV WebIZ system. On the left is a navigation menu with 'Local IDs' circled in red. The main form area contains the following information:

- Header:** 'Patient Local Identifier' with a help icon and instructions: 'Click "Create"/"Update" to save the record or "Cancel" to return to the previous page.'
- Form Title:** 'Add ADULT, WES (2291611) DOB: 05/23/1989'.
- Buttons:** 'Create' and 'Cancel' (top right).
- Provider:** A dropdown menu showing 'LV TESTING PROVIDER'.
- Clinic:** A dropdown menu showing 'LV TESTING PROVIDER'.
- Local Identifier:** A text input field containing '654879'.
- Buttons:** 'Create' and 'Cancel' (bottom right).

Adding/Updating Patient Addresses

Mailing Address

Street #	Prefix	Street Name	Type	Suffix	Unit #
City		Other City		County	Other
State		Country		Zip Code	

Search - Windows Internet Explorer

https://webiztest.nv.gov/webiznet_nv_test/WebCode/Lookups/CityStateZip.aspx?ID=&VALUE=

Search

City	County	State	Zip
		NEVADA	

Previous Criteria Clear Search Cancel

Zip Code Lookup and Validation

- When adding an address within the state of Nevada, the city, county, and zip code must be valid. For example, 89000 would not be a valid zip code for Las Vegas and Clark County would not be a valid county for Carson City.
 - To find a valid zip code, select the magnifying glass next to the zip code field. This will pop up a screen that can be used to search by city, county, and/or zip code. Double-click a line in the search results, and the city, county, state, zip code combination will be filled in the address field.
 - **Note** This lookup feature applies to Nevada zip codes only.

Adding out of state addresses to WebIZ

- When adding an address outside the state of Nevada, leave the “City” and “County” fields blank.
- Type in the city and county names under “Other City” and “Other County”.
- **Note:** When selecting a state other than Nevada, the system will require you to enter information under “Other City” and “Other County”.

Address

Address is Unavailable or Temporary Do Not Include Patient in Reminder/Recall

Mailing Address

Street #	Prefix	Street Name	Type	Suffix	Unit #	P.O. Box
541		MAIN	ST			
City		Other City		County		Other County
		PHOENIX				MARICOPA
State		Country		Zip Code		Census Tract
ARIZONA		UNITED STATES		85003		

Important! Please remember to enter or verify the complete address *every time* you access a patient record. Addresses, if available, are required by Nevada’s registry law to be entered. Complete addresses are helpful when sending reminders and recalls to patients, and are invaluable to the State when it comes to locating patients in the event of a public health crisis.

Only when the patient address is truly unknown should the “Address is Unavailable or Temporary” box be checked.

For more information on Nevada registry law, please visit:

http://health.nv.gov/Immunization_WebIZ_Policies_Forms.htm

Immunization Screen

New Information added above immunization history

- When documented on the Demographics screen, History of Varicella will be displayed
- If an immunization refusal has been documented in WebIZ, a message will appear that says: “The patient has previously refused one or more vaccines.” Clicking on this message will link directly to the Patient Notes screen.

View FOURMONTH, TESTING (2291606) DOB: 04/04/2011

Allergy / Risks ARE specified Add Vaccines Administer Vaccines Add History

DOB	Age	Reminder Date	History of Varicella?	Date of Varicella	The patient has previously refused one or more vaccines.
04/04/2011	0Y 5M 3D		YES	09/07/2011	

Vaccine	Dose	Date	Age	Clinic				
DTaP								
DTaP	1	06/23/2011	0Y 2M 19D	LVTEST				Update
DTaP	2	08/20/2011	0Y 4M 16D	LVTEST				Update
Polio								
IPV								Update
Vaccine Desc: diphtheria, tetanus toxoids & acellular pertussis CVX: 20								
IPV								Update
Hib								
Hib (PRP-T)	1	06/15/2011	0Y 2M 11D	LVTEST				Update
Hib (PRP-T)	2	08/20/2011	0Y 4M 16D	LVTEST				Update
HEPB								
Hep B, ped/adol	1	04/06/2011	0Y 0M 2D	PR				Update
Hep B, ped/adol	2	06/23/2011	0Y 2M 19D	LV				Update

Provider: PARENTAL RECORD
Clinic: PARENTAL RECORD
Contact:
Phone:

More information regarding vaccine line items

- Pause or hover your mouse over a vaccine name to see detailed vaccine information.
- Pause or hover your mouse over the clinic code to get the full provider and clinic name where the immunization was administered.
- Pause or hover your mouse over any red exclamation point icon to see the reason why the vaccine is considered invalid. This will also appear on the Recommender screen.

DTaP									
DTaP	1	06/23/2011	0Y 2M 19D	LVTEST				Update	
DTaP	2	08/20/2011	0Y 4M 16D	LVTEST				Update	
DTaP	3	09/07/2011	0Y 5M 3D	PR				Update	
Polio									
IPV	1	Minimum Interval Has Not Been Met. Interval Age With Leniency : 24 Actual Interval : 18							Update


New Icons

- means this immunization was entered as historical information
- means that the patient has a documented adverse reaction to the immunization

Recommender Tool

- New message is displayed on the Immunization Screen reminding users to not rely solely on the Recommender tool to forecast immunizations. Remember to use all your resources before recommending immunizations to patients. This message also appears when adding and/or administering vaccines.

Recommended immunizations for today, 9/7/2011 (0Y 5M 3D) (156 days)


 **This patient does not have any recommended immunizations**

Please do not rely solely on the Recommender to forecast immunizations. Utilize clinical judgment and consult both the ACIP recommended immunization schedules and the CDC Pink Book @ <http://www.cdc.gov/vaccines/pubs/pinkbook/pink-chapters.htm>

- Many improvements have been made to the Recommender, allowing for more accurate recommendations to be displayed in a variety of schedule scenarios.

New Format for Official Immunization Record

- Record can now be folded to reflect the look of previous style paper cards
- Documented history of varicella is automatically listed on the immunization record-

Nevada Immunization Record Official Document Registro de Inmunizacion Documento Oficial		Vaccine/Vacuna	Date Given Dada en la Fecha MM/DD/YYYY	Doctor or Clinic Doctor o Clinica	Date Next Due Proxima Vacuna MM/DD/YYYY				
 <p>Your child must comply with Nevada's immunization law to be enrolled in school. Retain this document as proof of immunization.</p> <p>Su niño/a debe cumplir con la ley de inmunización de Nevada para poder inscribirse en la escuela. Guarde este documento como prueba de vacunas.</p> <p>For appointment or information, contact your local county health department or your physician's office.</p> <p>A vaccination health record helps you and your healthcare provider keep you/your child's vaccinations on schedule. If you move or change providers, having an accurate record might prevent you/your child from repeating vaccinations you have already had. A shot record should be started when you receive your first vaccination and updated with each vaccination visit. Bring this record to every visit.</p> <p>Nevada State Immunization Program 4150 Technology Way Suite 210 Carson City, NV 89706 Present this record at each medical visit. Presente este documento durante sus visitas medicas.</p> <p>Name/Nombre: TESTING FOURMONTH (Nevada WebIZ ID# 2291606)</p> <p>Date of Birth/Fecha de Nacimiento: 04/04/2011</p> <p>Allergies/Precautions/Contraindications Alergias/Precauciones/Contraindicaciones: History of Chicken Pox</p> <p>Vaccine Reactions / Reacciones contra Vacunas: 08/23/2011:DTaP</p> <p>Comments</p> <table border="1"> <thead> <tr> <th>Date</th> <th>Note</th> </tr> </thead> <tbody> <tr> <td> </td> <td> </td> </tr> </tbody> </table>		Date	Note			DTaP			
		Date	Note						
		1	DTaP	08/23/2011	LVTEST				
		2	DTaP	08/20/2011	LVTEST				
		3	DTaP	08/07/2011	PR	11/07/2011			
		4							
		Polio							
		1	IPV	08/23/2011	LVTEST				
		2	IPV	08/20/2011	LVTEST	10/20/2011			
3									
MMR/Measles									
1									
Hib									
1	Hib (PRP-T)	08/15/2011	LVTEST						
2	Hib (PRP-T)	08/20/2011	LVTEST	10/20/2011					
3									
HEPB									
1	Hep B, ped/adol	04/08/2011	PR						
2	Hep B, ped/adol	08/23/2011	LVTEST	10/04/2011					
3									
HEPA									
1				04/03/2012					
2									
Pneumococcal									
1	PCV-13 (Prevnar13)	08/15/2011	LVTEST						
2	PCV-13 (Prevnar13)	08/20/2011	LVTEST	10/20/2011					
3									
ROTA									
1	Rotavirus (Rotateg)	08/15/2011	LVTEST						
2	Rotavirus (Rotateg)	08/20/2011	LVTEST	10/20/2011					
3									
Varicella(CPOX)									
1	History of Varicella	08/07/2011							
2									
Other									
1									
Meningococcal									
1				04/04/2022					
2									
HPV									
1									

Adding Vaccines

Name Change for Body Site Field

- The “Administration Site” field is now titled “Body Site”. The drop down features a list of codes that represent the site on the body where the immunization was administered. For example, LA = Left Arm. For a complete listing of code acronym definitions, please check the “Body Site Code Legend” under Standard Forms on the Reports Page.

The screenshot shows the 'Immunizations' form for a patient named ADULT, WES (2291611) DOB: 05/23/1989. The form includes fields for Allergy / Risks, Clinic (SMALL WORLD CLINIC), Vacc Date (09/08/2011), Age (22Y 3M 16D), Administered By (LVTESTING, LVTESTING (--)), and Reminder Date. A 'Clear Vaccines' button is also present. The 'Vaccine' and 'Body Site' dropdown menus are open, showing a list of body site codes: IN, LT, LD, LFA, LA, LVL, PO, RT, RD, RFA, RA, and RVL. The 'Create' and 'Cancel' buttons are visible at the bottom right of the form.

Validation of Body Site/Route combination

- WebIZ will check that the body site code selected is appropriate for the administration route. For example, if IN (Intranasal) was selected as the site for a Subcutaneous administered vaccine, a warning will appear.

The screenshot shows a warning message dialog box titled 'Message from webpage'. The message reads: 'The following vaccines has an invalid combination of Body Site and Route values. Do you want to continue?' followed by 'CPOX (Varicella)'. The dialog box has 'OK' and 'Cancel' buttons at the bottom. In the background, the 'Body Site Route' form is visible, showing 'IN' selected for Body Site and 'SUBCUTANEOUS' selected for Route, with a dosage of 0.50.

Administered By field completion required for ALL users

- The “Administered By” field is now required to be completed by all users. For Level 1 providers (who previously were not required to complete this), generic values have been provided if needed (“Administered By, MA”, “Administered By, RN” and “Administered By, LPN”). Please contact the Help Desk if you have any questions or would like to add a name to the dropdown.

Validation of VFC Eligibility (Affects Level 2 and 3 users only)

- Warning box will appear if you attempt to document that a VFC-funded vaccine was given to a non-VFC eligible patient.

The screenshot shows a web application interface for administering a vaccine. At the top, it displays 'Administer ADULT, WES (2291611) DOB: 05/23/1989'. Below this, there are fields for 'Vaccine' (CPOX (Varicella)), 'Administered By' (LVTESTING, LVTESTING (-)), and 'Refusal Reason'. A table below shows vaccine details: 'Mfg | Lot | Exp Date (MM/DD/YY) | Funding Src | NDC | Brand' with values '(C) MSD | DFE980 | 06/09/15 | VFC | |'. Other fields include 'Body Site Route' (LA, SUBCUTANEOUS), 'Dosage' (0.50), and 'Refusal Reason'. A modal dialog box titled 'Message from webpage' is overlaid on the interface, containing a question mark icon and the text: 'You are attempting to administer VFC-funded vaccine to a non-VFC Eligible patient. Are you sure you want to continue? Conflicting Vaccines: CPOX (Varicella)'. The dialog has 'OK' and 'Cancel' buttons.

Adding History

- Users now have the ability to enter Varicella History on the Add History Screen. If you select “Yes” under History of Varicella, the Date of Varicella field must also be filled in.
 - Note:** History of Varicella entered on the Demographics screen will automatically populate the information on this page
- Pause or hover your mouse over a vaccine name to see detailed vaccine information

The screenshot shows the 'View' screen for 'ADULT, WES (2291611) DOB: 05/23/1989'. It features a 'Show:' dropdown set to 'ALL VACCINES'. Below this, there are fields for 'History of Varicella?' (a dropdown), 'Date of Varicella' (a date field), and 'Past Vaccination Clinic' (a dropdown set to 'PARENTAL RECORD - PR'). A table displays a list of vaccines with columns for 'Vaccine', 'Dates of Past Immunizations (order not important)', and 'Vaccine'. The table includes rows for Adenovirus, UF; Adenovirus, type 4; Anthrax; BCG; Cholera; and CPOX (Varicella). A tooltip is visible over the 'Adenovirus, UF' row, displaying 'adenovirus vaccine, Unspecified Formulation'. 'Add' and 'Cancel' buttons are located at the top right of the interface.

Editing an Existing Immunization

- A History button has been added to the top of the Edit screen. Clicking this button displays a running history of the changes to the immunization.

Edit FOURMONTH, TESTING (2291606) DOB: 04/04/2011

Invalidate **History** Update Update and Return Cancel

The record has been saved successfully.

https://webiztest.nv.gov/webiznet_nv_test/WebCode/Immunizations/ImmunizationChangeHistory.aspx? - Windows Inter...
https://webiztest.nv.gov/webiznet_nv_test/WebCode/Immunizations/ImmunizationChangeHistory.aspx?ID=22437420

View Close

Clinic: LV TESTING PROVIDER
Administered By: LVTESTING, LVTESTING
Vaccine: DTaP
Manufacturer: Pfizer, Inc.
NDC Number:
Lot/Serial: LKSDJFF
Funding Source: Private
Expiration Date: 01/01/2012
Vaccination Date: 08/20/2011
VFC Eligible: VFC Eligible: Uninsured
Dosage: 0.50
Administration Site: LT
Route: Intramuscular
Updated By: HARRIS, AMANDA
Updated Date: 9/20/2011 9:08:53 AM

Clinic: LV TESTING PROVIDER
Administered By: LVTESTING, LVTESTING
Vaccine: DTaP
Manufacturer: Pfizer, Inc.
NDC Number:
Lot/Serial: lksdjff
Funding Source: Private
Expiration Date: 01/01/2012
Vaccination Date: 08/20/2011
VFC Eligible: VFC Eligible: Uninsured
Dosage: 0.50
Administration Site: RT
Route: Intramuscular

Vaccine NDC (National Drug Codes) and Brand Names Affects Level 2 and Level 3 Users Only

For providers tracking the vaccine manufacturer information via WebZ, the National Drug Codes and Brand Names will now be listed next to the vaccine on multiple screens.

Documenting vaccines on the Administer screen

- The NDC and Brand Name will appear as you are recording a vaccine on a patient record

Administer ADULT, WES (2291611) DOB: 05/23/1989

Update Cancel

Vaccine	Administered By	Refusal Reason
Influenza, Intraderm	LVTESTING, LVTESTING (-)	
Mfg Lot Exp Date (MM/DD/YY) Funding Src NDC Brand (C) PMC FE765 08/14/12 PRIVATE 49281-0703-55 FLUZONE INTRADERMAL (0.1 ML X 10 S'		
Did not Admin <input type="checkbox"/> Delete <input type="checkbox"/> VFC:N		
Body Site	Route	Dosage Refusal Reason
LA	INTRADERMAL	0.50

Update Cancel

Clinic Vaccine Defaults Screen (Level 2 Users)

- Vaccine NDC codes and brand names will now be listed next to the vaccine in the drop down menu
- Vaccines will now be listed in alphabetical order for ease of reading
- Filters have been added to the top of the screen to allow for easy location of a particular vaccine

Vaccine Defaults

Click "Update" to save the record or "Cancel" to return to the previous page. ⓘ

Add

Record saved on 9/9/2011 at 10:02:45 AM.

Clinic: LV TESTING PROVIDER

Status: (ALL) Vaccine: (ALL) Funding Source: (ALL) Search

Vaccine Manufacturer NDC Brand	Lot	Funding Src	Exp Date	Dosage	Route	Delete?
DTAP-IPV (KINRIX) SKB 58160-0812-11 KINRIX (0.5 ML X 10 VIALS)	65485	VFC	05/13/2011	0.50	INTRAMUSCULAR	<input type="checkbox"/>
INFLUENZA, INTRADERM PMC 49281-0703-55 FLUZONE INTRADERMAL (0.1 ML X 10 SYR)	FE765	PRIVATE	08/14/2012	0.50	INTRADERMAL	<input type="checkbox"/>

Clinic Vaccine Defaults Screen (Level 3 Users)

- In addition to everything listed above for Level 2 users, the number of doses on hand will also be listed next to the vaccine name.

Vaccine Mfg NDC Brand Lot Exp Date (MM/YY) Fund Src Inv Loc Dose(s) Remaining	Dosage	Route	Delete?
INFLUENZA, INTRADERM PMC 49281-0703-55 FLUZONE INTRADERMAL (0.1 ML X 10 SYR) 987543 01/12 317 TEST I3 INV 500 DOSE(S)	0.50	INTRADERMAL	<input type="checkbox"/>
DTAP-IPV (KINRIX) SKB 58160-0812-11 KINRIX (0.5 ML X 10 VIALS) OIJ9808 09/13 317 TEST I3 INV 100 DOSE(S)	0.50	INTRAMUSCULAR	<input type="checkbox"/>

Inventory Screens

Affects Level 3 Users *Only*

Vaccine NDC Codes and Brand Names

- NDC Codes and Brand Names will also be listed next to the vaccine name on the following screens:
 - Inventory On-Hand
 - Edit Inventory
 - Add Inventory Adjustment
 - Add Inventory Transfer
 - Pending Inventory Transfer
- NDC Codes and Brand Names will also be listed on the following inventory reports
 - Inventory Reconciliation Worksheet Report
 - Inventory Adjustment Inquiry Report
 - Inventory On-Hand Report (and selection criteria screen)
 - Inventory Transaction Inquiry Report
 - Inventory Transfer Inquiry Report
 - Pending Inventory Transfer Report

On-hand Screen

- There is a new status called “EXPIRING SOON”, which will allow you to view vaccines in your inventory that are about to expire
- Pause or hover your mouse over a vaccine name to see detailed vaccine information

On-Hand Inventory

Inventory Location (ALL)	Status EXPIRING SOON
Vaccine (ALL)	Funding Source (ALL)

Edit Adjustment Transfer Inquiry

	Vaccine (Brand)	Mfg	NDC	Lot No	Exp Date	Funding Source	Doses On-Hand	
TEST CLINIC INV								
<input checked="" type="radio"/>	DTaP-IPV (Kinrix) (Kinrix (0.5 mL x 10 vials))	SKB	58160-0812-11	OIU980	09/30/2011	317	50	

Edit Adjustment Transfer Inquiry

“Doses On-Hand” Field

- The Inventory Adjustment and Inventory Transfer screens now tell you how many doses you currently have on-hand in your inventory.

Inventory Location	TEST TYPE 3 CLINIC (VL) > TEST T3 INV - TEST CLINIC INV
Vaccine Mfg NDC	DTAP-IPV (KINRIX) SKB 58160-0812-11
Lot Number	OIU980
Expiration Date	09/30/2011
Funding Source	317
Doses On-Hand	50

Inventory Reconciliation screen

- If vaccine is expired, vaccine information will show in red.
- Pause or hover your mouse over a vaccine name to see detailed vaccine information.
- New column titled “Inventory Recalled”. If an Inventory Adjustment was made under the category “RECALLED”, the number of doses will be included in this column.

Vaccine (Brand) Mfg NDC Lot Exp Date	Beginning Inventory	Inventory Received	Inventory Administered	Inventory Transferred	Inventory Recalled	Inventory Expired or Wasted	Inventory Unaccounted	Inventory Delta +/-	Ending Inventory		
317											
DTaP-IPV (Kinrix) (Kinrix (0.5 mL x 10 vials)) SKB 58160-0812-11 OIU9808 09/12/2013	0	100	0	0	0	0	0	-100	0		
DTaP-IPV (Kinrix) (Kinrix (0.5 mL x 10 vials)) SKB 58160-0812-11 OIU980 09/30/2011	0	50	0	0	0	0	0	-50	0		
DTaP-IPV (Kinrix) (Kinrix (0.5 mL x 10 vials)) SKB 58160-0812-11 URDLE43 09/08/2011	0	1	0	0	0	0	0	-1	0		
Influenza, Intraderm (Fluzone Intradermal (0.1 mL x 10 syrl)) PMC 49281-0703-55 987543 01/01/2012	0	500	0	0	0	0	0	-500	0		

Reports

Forms/Information Documents

- ACIP Schedules have been updated to 2011 versions

Patient Management

- Moved the Vaccine Recall report from Inventory report category to Patient Management report category


Coverage Statistics

- New report titled “Doses Administered by VFC Eligibility” lists the number of vaccines administered by your clinic according to VFC Eligibility. This report, if accurate and complete, may be used as part of your monthly VFC reporting requirements.

Vaccine		Nevada Checkup	VFC Eligible				Non-VFC Eligible and Non-Nevada Checkup (Do Not Include Privately Purchased Vaccine)		Totals
			Medicaid	Uninsured	Underinsured	Native American/ Alaskan	0-18 yrs	≥ 19 yrs	
Hep B, ped/adol		0	1	0	0	0	0	1	
Hib (PRP-T)		0	1	1	0	0	0	2	
Totals:		0	2	1	0	0	0	3	

Inventory Management – Vaccine (Affects Level 3 Users only)

- Added a new report titled “Possible Duplicate Inventory”. The report lists potentially duplicate inventory line items where:
 - The line items belong to the same inventory location
 - The line items have the same lot number
 - Any/all of the following fields do not match
 - Vaccine
 - Manufacturer
 - Expiration date

 Powering Nevada's Immunization Registry		State of Nevada			September 09, 2011	
Possible Duplicate Inventory Report		Provider = TEST TYPE 3 CLINIC (VL), Inventory Location = (ALL)				
TEST TYPE 3 CLINIC (VL)						
Inventory Location TEST CLINIC INV						
Possible duplicate vaccines	Manufacturer	NDC #	Lot #	Funding Source	Expiration Date	
Influenza, Intradem	PMC	49281-0703-55	987543	317	01/01/2012	
Influenza, Intradem	PMC	49281-0703-55	987543	317	02/01/2012	

General Report Updates

- Several reports now offer the ability to generate data for extraction as a CSV or TXT file.